

6



NAVARRO COUNTY TREASURER'S REPORT


**THE STATE OF TEXAS
COUNTY OF NAVARRO
AFFIDAVIT**

BEFORE ME, the undersigned authority, on this day personally appeared the following named persons, and after being duly sworn, deposes and says: Honorable H.M. Davenport Jr., County Judge, Honorable Jason Grant, Commissioner Pct. 1, Honorable Eddie Perry, Commissioner Pct. 2, Honorable Eddie Moore, Commissioner Pct. 3, and Honorable David Brewer, Commissioner Pct. 4.

I, Jane McCollum, Navarro County Chief Deputy Treasurer, on this 9th day of December, 2024 present to the Navarro County Commissioners Court the Monthly Financial Report for the month ending in October, 2024 for the court to review and approved. This report is in compliance with *Section 114.026* of the Local Government Code, so therefore we hereby execute this affidavit for publication.

With this signed affidavit, We the Commissioners Court of Navarro County, state that the requirements of *Subsection (C)* have been met with the examination of this report.

Signed and executed this 9th day of December, 2024.



H.M. Davenport, County Judge


Jason Grant, Commissioner Precinct 1



Eddie Perry, Commissioner Precinct 2



Eddie Moore, Commissioner Precinct 3



David Brewer, Commissioner Precinct 4

SWORN AND SUBSCRIBED TO BEFORE ME, this 9th day of December, 2024 by H.M. Davenport Jr., Jason Grant, Eddie Perry, Eddie Moore, and David Brewer in their official capacities as the members of the Navarro County Commissioners Court.

ATTEST






Sherry Dowd, County Clerk

**NAVARRO COUNTY, TEXAS
REPORT OF CASH AND INVESTMENTS
FOR THE MONTH OF OCTOBER, 2024**

FUND	BEGINNING BALANCE	RECEIPTS	BANK INTEREST	DISB	ENDING BALANCE	TEX POOL BEGINNING BAL	TEX POOL DEP/WD	TEX POOL INTEREST	TEX POOL ENDING BAL	TX CLASS BEGINNING BAL	TX CLASS DEP/WD	TX CLASS INTEREST	TX CLASS ENDING BAL	TOTAL
GENERAL	10,562,926.30	2,212,524.93	10,234.22	5,368,285.87	7,417,399.58	4,011,902.79	-	17,003.30	4,028,906.09	3,935,451.89	-	16,840.29	3,952,291.98	15,398,597.6
CSCD	242,853.77	50,473.33	53.78	105,775.54	187,605.34	-	-	-	-	-	-	-	-	187,605.3
JUVENILE	21,522.12	107,672.00	16.32	41,687.34	87,523.10	-	-	-	-	-	-	-	-	87,523.1
FLOOD CTRL	507,311.39	1,880.51	105.51	29,325.13	479,972.28	2,538.32	-	10.81	2,549.13	-	-	-	-	482,521.4
R&B - PCT 1	388,295.29	336,507.56	-	228,848.52	495,954.33	3,281.42	-	13.86	3,295.28	-	-	-	-	499,249.6
R&B - PCT 2	666,248.83	241,066.30	139.05	169,852.46	737,601.72	90,804.67	-	384.87	91,189.54	106,443.21	-	455.49	106,898.70	828,791.2
R&B - PCT 3	773,983.90	241,035.51	135.32	344,306.76	670,847.97	77,678.37	-	329.19	78,007.56	266,426.99	-	1,140.08	267,567.07	1,016,422.8
R&B - PCT 4	680,623.37	395,937.30	121.65	820,527.73	256,154.59	89,934.15	-	381.21	90,315.36	213,141.48	-	912.08	214,053.56	560,523.5
HIDTA	25,214.00	353,335.99	5.32	353,427.27	25,128.04	1,994.23	-	8.41	2,002.64	-	-	-	-	27,130.6
HIDTA SZ	32,039.11	-	6.78	-	32,045.89	-	-	-	-	-	-	-	-	32,045.8
DEBT SVC	35,246.75	2,325.97	7.86	-	37,580.58	2,565.41	-	10.87	2,576.28	-	-	-	-	40,156.8
CAPITAL	3,583.63	-	0.76	-	3,584.39	12,156.09	-	51.52	12,207.61	-	-	-	-	15,792.0
SHERIFF/ST	126,339.07	-	26.75	-	126,365.82	-	-	-	-	-	-	-	-	126,365.8
D.A. FORFEIT	201,329.41	120,194.57	-	119,143.33	202,380.65	-	-	-	-	-	-	-	-	202,380.6
HEALTH INS	812,010.53	395,197.06	124.32	357,681.94	849,649.97	-	-	-	-	-	-	-	-	849,649.9
ECON DEV	-	-	-	-	-	-	-	-	-	-	-	-	-	0.0
TRUST	652,025.16	36,631.02	156.65	31,012.91	657,799.92	-	-	-	-	-	-	-	-	657,799.9
LAKE TRUST	244.41	-	0.05	-	244.46	112,027.47	-	474.80	112,502.27	-	-	-	-	112,746.7
REV & CLRNG	1,291,879.46	66,222.41	256.74	190,314.85	1,168,043.76	1,059,163.54	-	4,488.99	1,063,652.53	-	-	-	-	2,231,696.2
PAYROLL	17,213.19	1,238,190.77	25.74	1,238,190.77	17,238.93	-	-	-	-	-	-	-	-	17,238.9
DISB	107,932.80	7,522,650.95	257.58	7,523,929.96	106,911.17	-	-	-	-	-	-	-	-	106,911.1
GO BOND	102,660.49	-	21.74	-	102,682.23	-	-	-	-	-	-	-	-	102,682.2
SPECIAL REV	1,216,480.44	683.28	257.47	3,427.94	1,213,993.25	-	-	-	-	-	-	-	-	1,213,993.2
SHERIFF/FED	335,762.58	-	71.10	-	335,833.68	-	-	-	-	-	-	-	-	335,833.6
ELECTION	364,119.56	-	77.10	-	364,196.66	-	-	-	-	-	-	-	-	364,196.6
A.R.P.A.	808,220.63	-	46.96	1,088,571.72	63,695.87	1,129,794.91	(172,000.00)	4,694.62	962,489.53	1,130,307.48	(172,000.00)	4,742.62	963,050.10	1,989,235.5
TOTAL	19,976,065.99	13,322,529.46	12,148.77	18,014,310.04	15,640,434.18	6,593,841.37	(172,000.00)	27,852.45	6,449,693.82	5,651,770.85	(172,000.00)	24,090.56	5,503,861.41	27,487,090.7

INTEREST EARNED	CURRENT MONTH	YTD
	64,091.78	64,091.78


Prepared By: Jane McCollum / Chief Deputy Treasurer

11-19-24
Date

Reviewed By: Terri Gillen / County Auditor

Date